




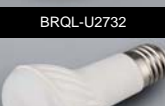










## Ceramic LED Bulb

Model No.	LED Type	LED QTY.	Voltage(V)	Luminous Flux(lm)	Power(w)	Frequency(Hz)	CRI	CCT(k)	Angle	Material	Size(mm)	Lampholder	Price exl VAT
 BRYL-132	Dip	132	220V-240V	850 lm	8W			CW	50000 hours	PC+Aluminium	127*44	G24/E27	142.50
 BRQL-U1431	SMD	5	170-264V	250 lm	3W	50-60Hz	80	WW / NW	120 Degrees	Ceramic+Glass	99*36	E14	82.50
 BRQL-U1432	SMD	5	170-264V	250 lm	3W	50-60Hz	80	WW / NW	120 Degrees	Ceramic+Glass	93*49	E14	82.50
 BRQL-U2731	SMD	5	170-264V	250 lm	3W	50-60Hz	80	WW / NW	120 Degrees	Ceramic+Glass	75*45	E27	82.50
 BRQL-U2732	SMD	5	170-264V	250 lm	3W	50-60Hz	80	WW	120 Degrees	Ceramic+Glass	82*50	E27	82.50
 BRQL-U2735	SMD	14	170-264V	520 lm	7W	50-60Hz	80	WW / CW	120 Degrees	Ceramic+Glass	115*60	E27	150.00



## T8 LED Tube Fixture (With T8 LED Tube Lamps)

Model No.	Voltage(V)	Frequency(Hz)	Model	Base Color	CRI	Colour	CCT(k)	Material	Size(mm)	Lampholder	Price exl VAT
 BRTL-81T	100V-240V	50-60Hz	1 x 1200mm <b>BRTL-81T</b> 10W 850LM T8 LED Tube lamp	White		White	NW	mild steel	634*47*75	T8/G13 2 Pin	395.00
 BRTL-T8F120	100V-240V	50-60Hz	1 x 1200mm <b>BRTL-144T</b> 16W 1450LM T8 LED Tube lamp	White		Silver	NW	Aluminium	1225*31*50	T8/G13 2 Pin	
 BRTL-TP136	100V-240V	50-60Hz	1 x 1200mm <b>BRTL-198T</b> 21W 2000LM T8 LED Tube lamp	White			NW			T8/G13 2 Pin	375.00
 BRTL-TP198T	100V-240V	50-60Hz	1 x 1500mm <b>BRTL-198T-1500</b> 22W 2100LM T8 LED Tube lamp	White		White	NW	mild steel	1534*47*75	T8/G13 2 Pin	450


### LED Downlight (Panel)

Model No.	LED Type	LED Q'TY.	Voltage(V)	Luminous Flux(lm)	Power(w)	Frequency (Hz)	Unit Lumen	CCT(k)	Shell Color	Material	Size(mm)	Diameter of Hole (mm)	Price exl VAT
 BRDL-N14T	SMD	14	100V-240V	550 lm	7W	50-60Hz	55 lm	WW / CW	White	Aluminium	134*134*19	210	130.00
 BRDL-N36T	SMD	36	100V-240V	1450 lm	16W	50-60Hz	55 lm	WW / CW	White	Aluminium	246*246*19	360	230.00
 BRDL-FD14T	SMD	14	100V-240V	550 lm	7W	50-60Hz	55 lm	WW / CW	White	Aluminium	110*110*33	210	130.00
 BRDL-FD36T	SMD	36	100V-240V	1450 lm	16W	50-60Hz	55 lm	WW / CW	White	Aluminium	198*198*38	360	230.00


### LED Spotlight

Model No.	LED Type	LED Q'TY.	Voltage(V)	Luminous Flux(lm)	Power(w)	Frequency(Hz)	CRI	CCT(k)	Angle	Material	Size(mm)	Lampholder	Price exl VAT
 BRSL-C-31	Ceramic COB	1	12-24V	270 lm	3W	50-60Hz	75	WW / NW	120 Degrees	Aluminium	49*49*53	MR16	97.50
 BRSL-C-33	Ceramic COB	1	100-240V	270 lm	3W	50-60Hz	75	WW / NW	120 Degrees	Aluminium	49*49*59	GU10	97.50

### LED Ceiling Light

Model No.	LED Type	LED Q'TY.	Voltage(V)	Luminous Flux(lm)	Power(w)	Frequency(Hz)	Unit Lumen	CCT(k)	CRI	Material	Size(mm)	Driver	Price exl VAT
 BREL-GY06	SMD	42	100V-240V	900 lm	9W	50-60Hz	22 lm	3000-6500K	80	ABS+PC	250*250*54	ConstantCurrent	315.00
 BREL-GY07	SMD	42	100V-240V	900 lm	9W	50-60Hz	22 lm	3000-6500K	80	ABS+PC	252*252*58	ConstantCurrent	315.00

### LED Exterior Bulkhead / Eyelid Light

 BREL-RA8	SMD	26	100V-240V	600 lm	6W	50-60Hz	IP65	3000-6500K	80	PC+ABS	203*79	White / Black	255.00
--	-----	----	-----------	--------	----	---------	------	------------	----	--------	--------	---------------	--------

**Avela Global (PTY) Ltd.**  
2 Mill Street  
Olifantsfontein  
1666  
Gauteng, South Africa

**Reg. No. 2013/116241/07**  
Tel: +27(0)11 316 1332  
Fax: +27(0)86 661 8684  
Email: info@avelaglobal.com  
Web: www.avelaglobal.com

**VAT. No. 4330264443**  
PO Box 1149  
Olifantsfontein  
1665

